

## Building project

TECE GmbH  
Hollefeldstraße 57  
48282 Emsdetten

## Object description

Project name

Name

Street, No.

Postcode/Place

Delivery date (request)

(approx. 4-6 weeks after technical release by customer)

## TECE field service/ agent

### Parties involved (optional)

#### Builder\*

Contact person

Street, No.

Postcode/Place

Telephone

#### Planner\*

Contact person

Street, No.

Postcode/Place

Telephone

#### Installer\*

Contact person

Street, No.

Postcode/Place

Telephone

#### Wholesaler\*

Contact person

Street, No.

Postcode/Place

Telephone

\* Entry not required

## Building project

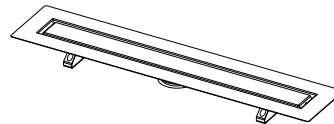
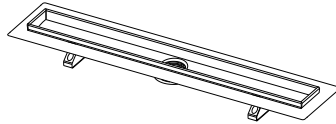
**Important: Standard values are used for all non-indicated values.**

**Number of channels:** \_\_\_\_\_ pieces

**Type:**

Special channel

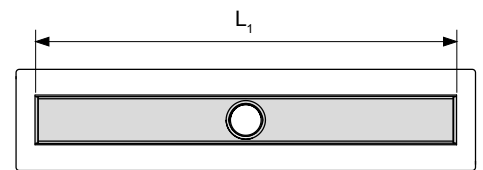
Special channel - natural stone



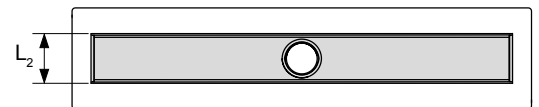
**1. Channel length:**  $L_1$  mm

Maximum visible total length (channel length without flange) 4,000 mm

From a total length of 3,000 mm, production takes place in sections, which are afterwards welded together. For channel lengths over 2,000 mm, higher transport costs and longer delivery times are incurred.

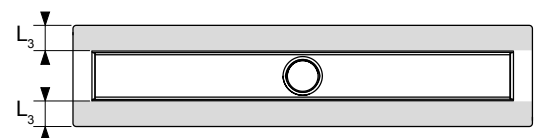


**2. Channel width:**  $L_2 = 71$  mm (special channel) /  
72 mm (natural stone channel)



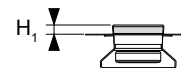
**3. Flange width:**  $L_3$  mm

Minimum flange width ( $L_3$ ) 15 mm  
Standard: 40 mm



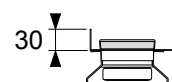
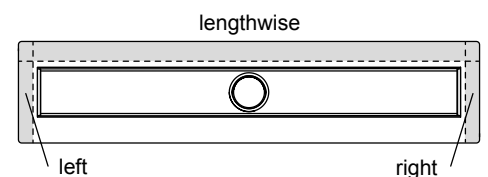
**4. Channel depth:**  $H_1$  mm

Minimum channel depth ( $H_1$ ) 15 mm  
Standard: Special channel 15 mm



**5. Wall upstand:** no  
yes lengthwise left right

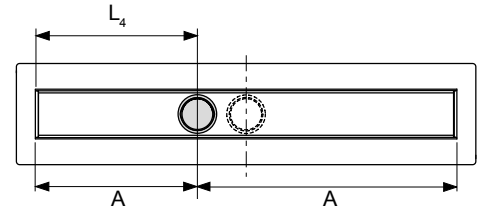
Standard: Special channel 30 mm



## Building project

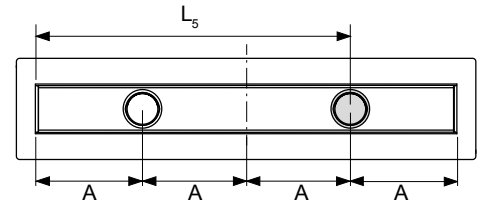
### 6. Position of drain socket: $L_4$ mm

Distance to channel side (A) minimum 60 mm, maximum 750 mm  
Standard: centred



### 7. Additional drain socket: $L_5$ mm

Distance to channel side (A) minimum 60 mm, maximum 750 mm  
Standard: centred or evenly arranged



### 8. Sealing collar fitted at the factory: yes

Not possible with wall upstand!  
Standard: Sealing tape enclosed

### 9. Additional earthing screw: yes

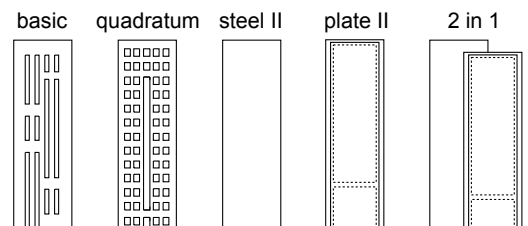
Standard: without earthing screw

### 10. Cover:

If the channel length and/or width deviates from the standard value (only for special channels), a suitable cover must be ordered, please select the design! The maximum length of a cover is 1,500 mm, therefore the cover is supplied in several parts if the channel length exceeds 1,500 mm.

The support plate is included with the natural stone channel

.



brushed  
polished

## Building project

11. Drain: no

Type	Anzahl
Super-flat drain, DN 40	Order no. 650004
Flat drain, DN 50	Order no. 650000
Standard drain, DN 50	Order no. 650001
Vertical drain, DN 50	Order no. 650003
Welded-on drain, stainless steel DN 40	
Welded-on drain, stainless steel DN 50	

## 12. Additional accessories:

Select accessories (see current price list for further items) - or order separately

Hair sieve	Order no. 660005
Mounting feet short	Order no. 660003
Mounting feet long	Order no. 660004
Membrane odour trap (not with welded-on drain)	

## 13. Colour:

Special channels in matt black or matt white are only possible after technical assessment and separate approval.

Standard: Stainless steel

## Enquiry

Date

## Customer approval and order – order number:

Date

Signature

**With the signature after customer approval and order, receipt of the special channel is obligatory!  
The delivery date is determined after the order has been placed.**